

# Garrett

ADVANCING MOTION

## G-SERIES II



**Power of Legends  
Durability of Champions**



## Motorsport Legends

Only the best of the best qualify to compete in prestigious Motorsport races, like the 24 Hours of Le Mans. It takes a combination of unparalleled skill, relentless hard work, and cutting-edge technology to reach the podium and achieve immortality. Those who succeed become legends.

## Garrett, a History of Powering Motorsport Legends

For over 40 years, Garrett has been the name behind the legends of motorsport, powering the winners of the most prestigious races, including the Le Mans champions of the last 25 years. Our turbochargers are engineered by a team of 1300 engineers and tested across five R&D centers around the world, to deliver unmatched performance and reliability.

## Harness the Power of Legends and Experience the Durability of Champions

Whether you're a kit maker or an owner of a high-performance vehicle, now you can harness the power of motorsport legends and experience the durability of champions in your car with the NEW G-Series II universal Performance Turbos line from Garrett. Designed with the same quality and craftsmanship that has powered motorsport legends for over 4 decades.

G-Series II turbochargers are available in multiple frame sizes to suit your individual needs, whether as a complete new turbo or as a CHRA swap to upgrade your G-Series I Turbo.



## G-Series II Turbochargers

### Product Features:

- New compressor aero technology increases power and performance.
- Direct upgrade path for Gen I customers with just a CHRA purchase.
  - G-Series II utilizes Gen I compressor and turbine housings.
  - Up to 10% higher compressor flow compared to G-Series Gen I at peak pressure ratio and peak turbo RPM.
  - See the compressor map overlays for performance comparison.
  - **Calibration required to take advantage of increased flow for a horsepower upgrade.**
- Increased efficiency at high flow rates.
- Standard and reverse rotation configurations.
- Mar-M alloy turbine wheel rated up to 1050° C.
- Stainless steel turbine housings are rated up to 1050° C.
- Oil restrictor and water fittings included.



\*Limited Launch Edition G25-585 cerakoted in Garrett Motion colors. Available exclusively at [shop.garrettmotion.com](http://shop.garrettmotion.com) while supplies last.

# Power Of Legends. Durability Of Champions.

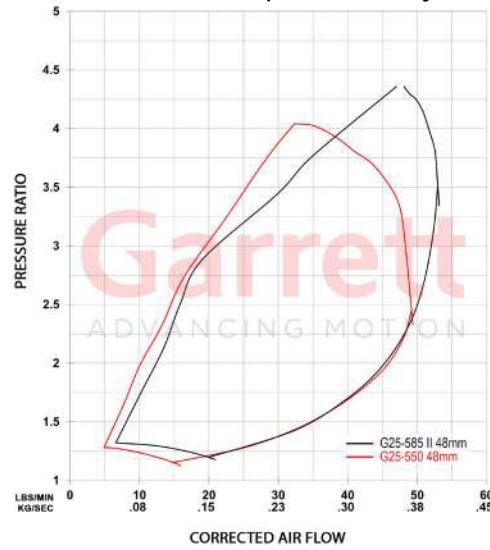
<b>G-Series II G25-585 Launch Edition</b>		* Limited promotion for Marketplace purchases	
Supercore	PN		
Standard Rotation	934075-5003S		

<b>G-Series II G25-585</b>		<b>Compressor</b>				<b>Turbine</b>		
HP: 300-585	Disp: 1.4L-3.0L	Inducer	Exducer	Trim	A/R	Inducer	Exducer	Trim
Supercore		PN						
Standard Rotation		934075-5001S						
Reverse Rotation		934114-5001S						
CHRA		PN						
Standard Rotation		934074-5001S						
Reverse Rotation		934113-5001S						
Turbo: Standard Rotation		PN	A/R	Inlet	Outlet	Wastegate	Divided	
Assembled and calibrated		934076-5001S	0.49	T25	V-Band	Internal	N	
with 0.5 bar actuator		934076-5002S	0.72	V-Band	V-Band	Internal	N	
		934076-5003S	0.92	V-Band	V-Band	Internal	N	
Turbo: Reverse Rotation		PN	A/R	Inlet	Outlet	Wastegate	Divided	
See note above		934115-5001S	0.72	V-Band	V-Band	Internal	N	
		934115-5002S	0.92	V-Band	V-Band	Internal	N	

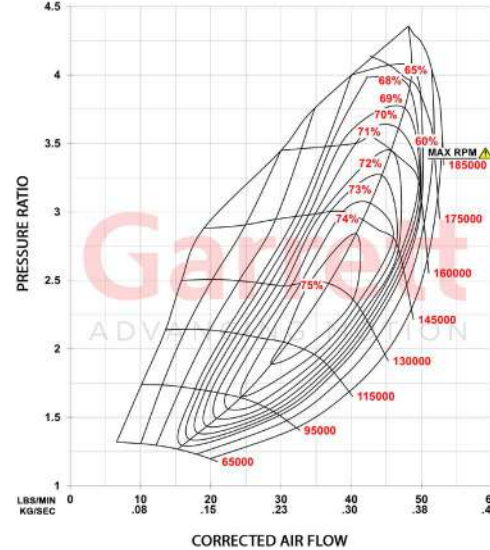
<b>G-Series II G25-700</b>		<b>Compressor</b>				<b>Turbine</b>		
HP: 350-700	Disp: 1.4L-3.0L	Inducer	Exducer	Trim	A/R	Inducer	Exducer	Trim
Supercore		PN						
Standard Rotation		934075-5002S						
Reverse Rotation		934114-5002S						
CHRA		PN						
Standard Rotation		934074-5002S						
Reverse Rotation		934113-5002S						
Turbo: Standard Rotation		PN	A/R	Inlet	Outlet	Wastegate	Divided	
Assembled and calibrated		934076-5004S	0.49	T25	V-Band	Internal	N	
with 0.5 bar actuator		934076-5005S	0.72	V-Band	V-Band	Internal	N	
		934076-5006S	0.92	V-Band	V-Band	Internal	N	
Turbo: Reverse Rotation		PN	A/R	Inlet	Outlet	Wastegate	Divided	
See note above		934115-5003S	0.72	V-Band	V-Band	Internal	N	
		934115-5004S	0.92	V-Band	V-Band	Internal	N	

Turbine Kits Standard Rotation	PN	A/R	Inlet	Outlet	Wastegate	Divided
	740902-0069	0.72	V-Band	V-Band	External	N
	740902-0068	0.92	V-Band	V-Band	External	N
	740902-0076	0.72	V-Band	V-Band	Internal	N
	740902-0077	0.92	V-Band	V-Band	Internal	N
	740902-0080	0.49	T25	V-Band	Internal	N
Turbine Kits Reverse Rotation	PN	A/R	Inlet	Outlet	Wastegate	Divided
	740902-0073	0.72	V-Band	V-Band	External	N
	740902-0074	0.92	V-Band	V-Band	External	N
	740902-0078	0.72	V-Band	V-Band	Internal	N
	740902-0079	0.92	V-Band	V-Band	Internal	N

G25-585 Compressor Overlay



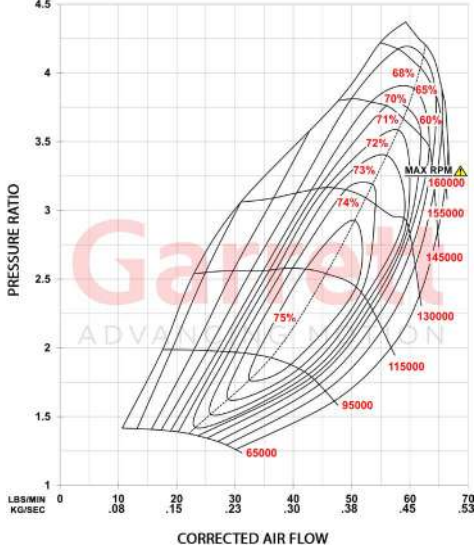
G25-585 Compressor Map



G25-700 Compressor Overlay



G25-700 Compressor Map



G-Series II G30-725		Compressor				Turbine		
		Inducer	Exducer	Trim	A/R	Inducer	Exducer	Trim
HP: 350-725	Disp: 2.0L-3.5L	54mm	67mm	65	0.70	60mm	55mm	84
Supercore		PN						
Standard Rotation		934117-5001S						
Reverse Rotation		934121-5001S						
CHRA		PN						
Standard Rotation		934116-5001S						
Reverse Rotation		934120-5001S						
Turbo: Standard Rotation		PN	A/R	Inlet	Outlet	Wastegate	Divided	
Assembled and calibrated		934118-5001S	0.83	V-Band	V-Band	Internal	N	
with 0.5 bar actuator		934118-5002S	1.01	V-Band	V-Band	Internal	N	

G-Series II G30-825		Compressor				Turbine		
		Inducer	Exducer	Trim	A/R	Inducer	Exducer	Trim
HP: 475-825	Disp: 2.0L-3.5L	58mm	71mm	65	0.72	60mm	55mm	84
Supercore		PN						
Standard Rotation		934117-5002S						
Reverse Rotation		934121-5002S						
CHRA		PN						
Standard Rotation		934116-5002S						
Reverse Rotation		934120-5002S						
Turbo: Standard Rotation		PN	A/R	Inlet	Outlet	Wastegate	Divided	
Assembled and calibrated		934118-5003S	0.83	V-Band	V-Band	Internal	N	
with 0.5 bar actuator		934118-5004S	1.01	V-Band	V-Band	Internal	N	

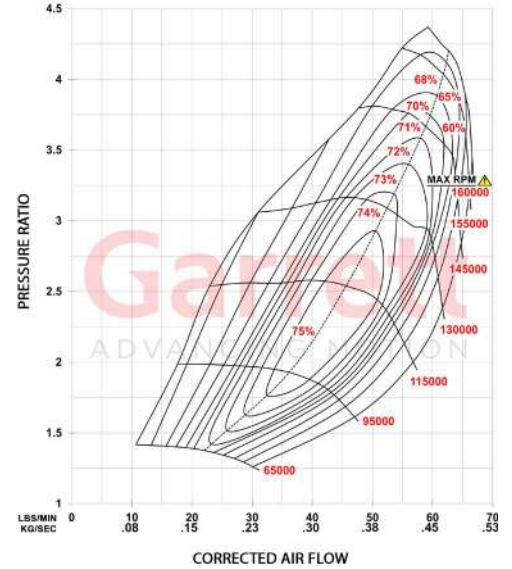
Turbine Kits Standard Rotation	PN	A/R	Inlet	Outlet	Wastegate	Divided
	740902-0092	1.06	T4	V-Band	External	Y
	740902-0090	0.83	T3	V-Band	External	N
	740902-0091	1.01	T3	V-Band	External	N
	740902-0086	0.61	V-Band	V-Band	External	N
	740902-0087	0.83	V-Band	V-Band	External	N
	740902-0088	1.01	V-Band	V-Band	External	N
	740902-0089	1.21	V-Band	V-Band	External	N
	740902-0094	0.83	V-Band	V-Band	Internal	N
	740902-0095	1.01	V-Band	V-Band	Internal	N

Turbine Kits Reverse Rotation	PN	A/R	Inlet	Outlet	Wastegate	Divided
	740902-0100	0.83	T3	V-Band	External	N
	740902-0101	1.01	T3	V-Band	External	N
	740902-0096	0.61	V-Band	V-Band	External	N
	740902-0097	0.83	V-Band	V-Band	External	N
	740902-0098	1.01	V-Band	V-Band	External	N
	740902-0099	1.21	V-Band	V-Band	External	N

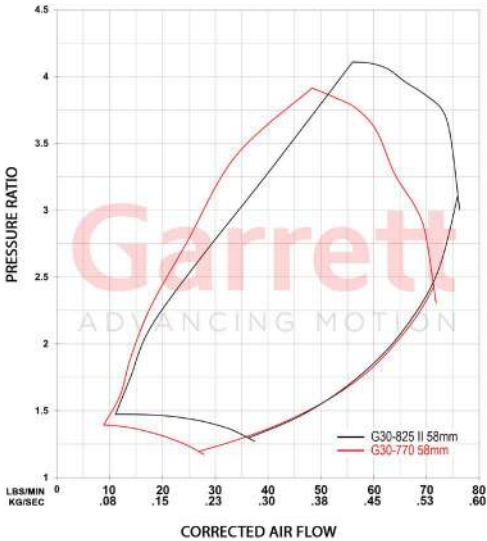
G30-725 Compressor Overlay



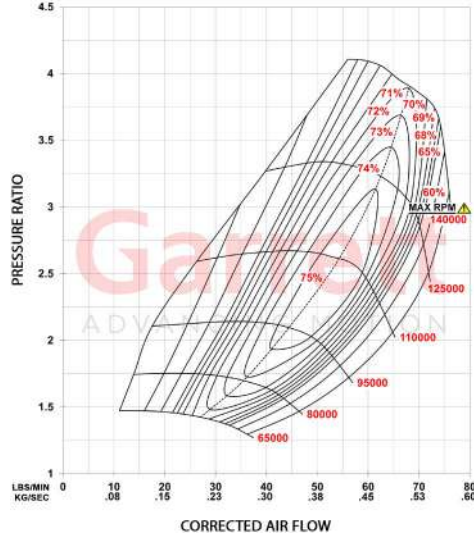
G30-725 Compressor Map



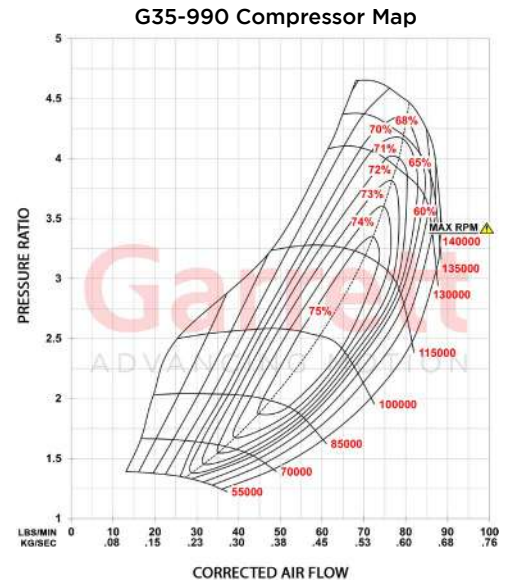
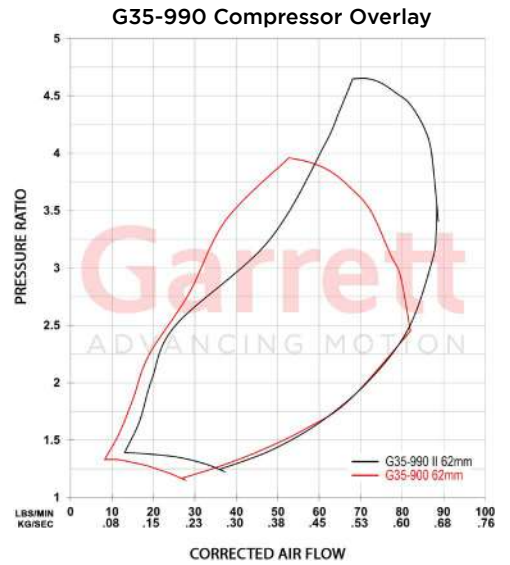
G30-825 Compressor Overlay



G30-825 Compressor Map



G-Series II G35-990		Compressor				Turbine		
		Inducer	Exducer	Trim	A/R	Inducer	Exducer	Trim
HP: 550-990	Disp: 2.0L-5.5L	62mm	76mm	65	0.72	68mm	62mm	84
Supercore		PN						
Standard Rotation		934123-5001S						
Reverse Rotation		934126-5001S						
CHRA		PN						
Standard Rotation		934122-5001S						
Reverse Rotation		934125-5001S						
Turbo: Standard Rotation		PN	A/R	Inlet	Outlet	Wastegate	Divided	
Assembled and calibrated		934124-5001S	0.83	V-Band	V-Band	Internal	N	
with 0.5 bar actuator		934124-5002S	1.01	V-Band	V-Band	Internal	N	
Turbine Kits Standard Rotation		PN	A/R	Inlet	Outlet	Wastegate	Divided	
		740902-0108	1.06	T4	V-Band	External	Y	
		740902-0106	0.83	T3	V-Band	External	N	
		740902-0107	1.01	T3	V-Band	External	N	
		740902-0102	0.61	V-Band	V-Band	External	N	
		740902-0103	0.83	V-Band	V-Band	External	N	
		740902-0104	1.01	V-Band	V-Band	External	N	
		740902-0105	1.21	V-Band	V-Band	External	N	
		740902-0110	0.83	V-Band	V-Band	Internal	N	
		740902-0111	1.01	V-Band	V-Band	Internal	N	
Turbine Kits Reverse Rotation		PN	A/R	Inlet	Outlet	Wastegate	Divided	
		740902-0116	0.83	T3	V-Band	External	N	
		740902-0117	1.01	T3	V-Band	External	N	
		740902-0112	0.61	V-Band	V-Band	External	N	
		740902-0113	0.83	V-Band	V-Band	External	N	
		740902-0114	1.01	V-Band	V-Band	External	N	
		740902-0115	1.21	V-Band	V-Band	External	N	



**WARNING:** The use of this product above max turbocharger speed is at the owner's risk, and can result in damage and premature failure. To protect the turbocharger from overspeed when operating, a speed sensor port is machined into the compressor housing for the fitment of speed sensor part numbers 781328-0003 (includes sensor and gauge), 781328-0004 (includes speed sensor), or [G-Smart Bluetooth Module with sensor \(PN 923586-0003\)](#). Sensor Kits sold separately.

\* Performance results of this product are highly dependent upon your vehicle's modifications and tuning/calibration. The horsepower numbers represented are based on gas stand testing.

# Power Of Legends. Durability Of Champions.